

# Radius Deck Mounted Sensor Faucet / Large

TSL.960

The TSL.960 is a stainless steel deck mounted sensor faucet, available in a variety of colored finishes, with a sleek and minimalist design.

Finish	Codes
● Black	TSL.960.BK
● Brass	TSL.960.BR
● Satin	TSL.960.CS
● Copper	TSL.960.CP
● Chrome	TSL.960.C
● Bronze	TSL.960.BZ

+ Satin



+ Black



+ Brass



+ Copper



+ Chrome



+ Bronze

**Technical Data**

Weight	3.3 lbs
Material	AISI 304 Stainless Steel
Min/Max pressure	4.25 - 108psi
Flow Rate	1 GPM standard. Options for 0.5 GPM and .35 GPM available.
Aerator	Cascade flow
Coating Type	PVD (colors only)
Max hot water temperature	140°F
Temperature control	Internal mixer cartridge; not thermostatic
Power Supply (Battery)	Battery 6 V CR-P2 Lithium battery 6 Vdc, - battery pack not included
Power Supply (Mains)	Mains 110-230 Vac, 50-60Hz, 1.5A
Output (Max)	1A
Power Consumption	< 87% Active mode, 0.3W No load
Solenoid Valve	6V Latching
Water Ingress (PSU)	IP55
Cable Lengths	31 ½" - Power supply connection 31 ½" - Solenoid valve connection
Sensor Type	Infra red
Pre-set sensor range	8 11/16"
Maximum sensor range	9 11/16"
Comfort Delay	2 seconds
Security Time-out	30 seconds
Operating Temperature	32 to 122°F
Response Time (max)	< 300ms

**Installation Requirements**

Countertop Cut-out size	1-3/8" diameter
Maximum Countertop thickness	2"
Plumbing Connection	1/2" BSP female connection required to solenoid valve
Power Supply	3amp fused spur to be connected to IP68 transformer supplied; low voltage push fit connector to tap. For more reliable operation, it is not recommended that sensor taps are connected to an occupancy circuit. All connections must be in accord with the current local regulations in force.
Access Requirements	Solenoid/isolation valves must be accessible for initial installation & commissioning and for ongoing/routine maintenance.
Restroom Layout	Avoid installing the sensor tap directly opposite other sensor taps, soap dispensers, infrared devices or reflective surfaces. Careful consideration should be made when choosing the positioning of lighting and other reflective surfaces which may affect sensor performance.
Water Supply	14psi is the recommended minimum pressure for the faucets to operate effectively. 108psi is the maximum pressure for commissioning and is NOT recommended for general use. Gravity-fed systems may require a booster pump to achieve the optimal operating pressure All pipework must be thoroughly cleaned and clear of any debris before connecting the faucet.

## Compliance & Certificates

---

ADA compliant

---

ASME A112.18.1/CA B125.1-2018

---

NSF/ANSI 61-2017

---

NSF/ANSI 372-2016

---

NSF/ANSI/CAN 61-2022

---

International Plumbing Code (IPC) 2021, 2018, 2015, 2012 and 2009

---

International Residential Code (IRC) 2021, 2018, 2015, 2012 and 2009

---

Uniform Plumbing Code (UPC) 2021, 2018, 2015, 2012 and 2009

---

National Plumbing Code of Canada (NPC) 2020, 2015, 2010 and 2002

---

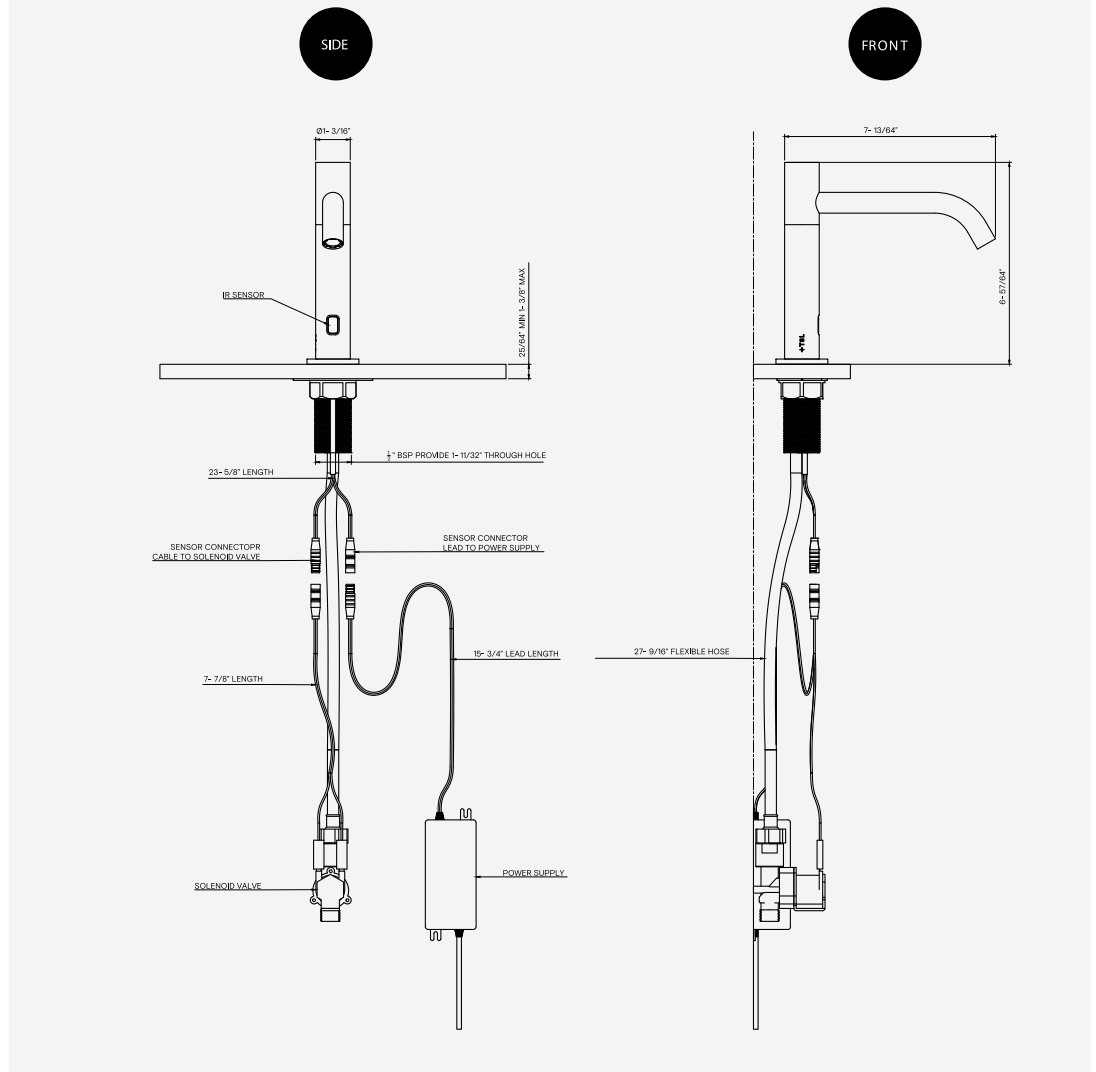
LEED.v4- Compliant for assessment for Water Saving and Efficiency

---

**Included**

- \_\_\_\_ Sensor Deck Mounted Tap / Large
- \_\_\_\_ Body
- \_\_\_\_ Solenoid valve cable
- \_\_\_\_ Solenoid valve assembly
- \_\_\_\_ Power supply
- \_\_\_\_ Hex wrench
- \_\_\_\_ Battery
- \_\_\_\_ Battery holder
- \_\_\_\_ Flow regulator
- \_\_\_\_ Filter
- \_\_\_\_ Aerator
- \_\_\_\_ Fixing nut
- \_\_\_\_ Sealing washer
- \_\_\_\_ Anti rotation plate
- \_\_\_\_ Aerator key

**+ Technical Drawing**



**Warranty & Replacement Parts**


TSL backs every fixture with a lifetime guarantee against material defect.

For warranty terms and conditions please visit [www.thesplashlab.com/usa/warranty](http://www.thesplashlab.com/usa/warranty)


For replacement parts, please contact The Splash Lab at [info.usa@thesplashlab.com](mailto:info.usa@thesplashlab.com) for further information.

Part	Code
Solenoid valve assembly	L120030
IR Sensor CI128	L260014


**Related Products**



**Radius Sensor Faucet**  
TSL.882.CP



**Radius Pump Soap Dispenser**  
TSL.470.CS



**Radius ADA Grab Bars**  
TSL.GR.45.36.BR