

# The Channel Hand Dryer

TSL.C.060

With an acoustically insulated and powerful blower unit, the Channel Hand Dryer offers a quiet user experience with fast and efficient drying times. Furthermore, with a touch free sink mounted system, there are no longer and drips carried across your restroom floors.

Finish	Codes
● Black	TSL.C.060.BK
● Brass	TSL.C.060.BR
● Satin	TSL.C.060.CS
● Copper	TSL.C.060.CP
● Chrome	TSL.C.060.C
● Bronze	TSL.C.060.BZ


**+ Satin**




**+ Black**




**+ Brass**




**+ Copper**



**+ Chrome**



**+ Bronze**



## Technical Data

Voltage	110 - 120 ac; 50/60Hz
Current draw	7.6-8.4A
Power consumption	0.84-1.0kW
Standby power	0.3- 0.4W
Drying time	<15 seconds
Weight	17 lb
Material	AISI 316 stainless steel
Noise levels	68.6dB
Heating element	500W
Motor type	Brush type; dual ball bearings
Motor power	500-350W
Air speed	364 ft/s
Air flow	27.6 cu ft/min
Sensor range	5" +/- 1"
Security cut-off time	60 seconds
Motor thermal protection heater	Auto resetting thermostat set at 203° F
Thermal protection	Auto resetting thermostat set at 185° F Thermal cutout fuse set to 288° F
Insulation	Class 1
IP rating	IP35
Approvals	CE, UL, cUL, RoHS, ADA
Filter	1 year parts and labor 3M filter assembly (HEPA filter is available for this product, please enquire for technical information)
Force load capacity	88 - 110 lbs

## Installation Requirements

Wall cut-out (dia.)	1 3/16" diameter
Maximum wall thickness	1 3/8"
Anti-rotation collar	Included
Reflective surfaces	Not to be installed above highly polished basins
Access requirements	Motor to be accessible at all times for servicing
Cabling	15A fused branch circuit is required
Power supply	It is recommended that the sensors are installed on their own circuit to avoid interference from other power demands. (i.e lighting)

## Compliance & Certificates

CE

UL

cUL

RoHS

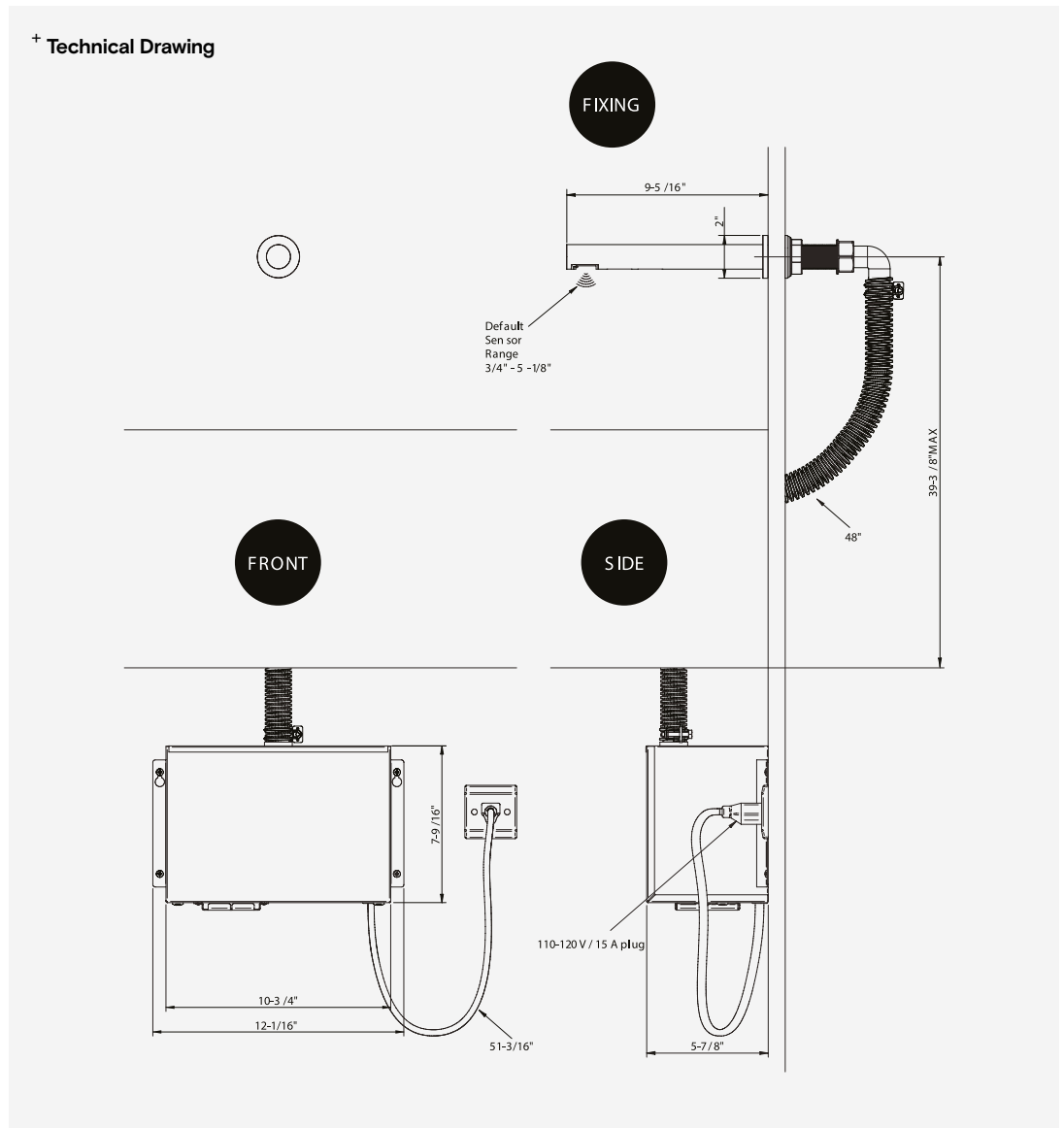
ADA

**Included**

- Dryer head assembly
- Hand dryer motor unit
- Power cable
- Pad
- Gasket
- Washer
- Fixing nut
- Angled pipe
- Motor mounting screws
- Hex wrench
- Air hose

**Not Included**

- HEP filter
- A 15A fused supply (must be provided prior to installation)
- Optional faceplate (specified separately)



**Warranty**

TSL backs every fixture with a lifetime guarantee against material defect in the finish. For warranty terms and conditions please visit [www.thesplashlab.com/usa/warranty](http://www.thesplashlab.com/usa/warranty)

**Replacement Parts**

Please contact The Splash Lab at [info.usa@thesplashlab.com](mailto:info.usa@thesplashlab.com) for further information.

Part	Codes
Sensor	TSLP.230289

**Related Products**



**The Channel Soap Dispenser**  
TSL.C.040



**The Channel Faucet**  
TSL.C.050